Hey!
I'm Dawid

or David, if you prefer

ABOUT ME

UI/UX Designer | Wordpress Websites Developer | Online Instructor

In my day to day work I use tools like Figma, Oxygen Builder, Divi Builder, Affinity Designer and Adobe's Illustrator and Xd. I share my passion on my Youtube channel and in a form of online courses you can find on Udemy and Skillshare.

I like to have fun with CSS, HTML, jQuery and explore new Wordpress websites builders.

HERE'S MY PORTFOLIO

Below you will find some examples of my UI and web development work.

UKWIECAJ CHWILE

Flowershop website | Flowershop logo

UI Design, Logo Design, Website Development

www.ukwiecajchwile.pl

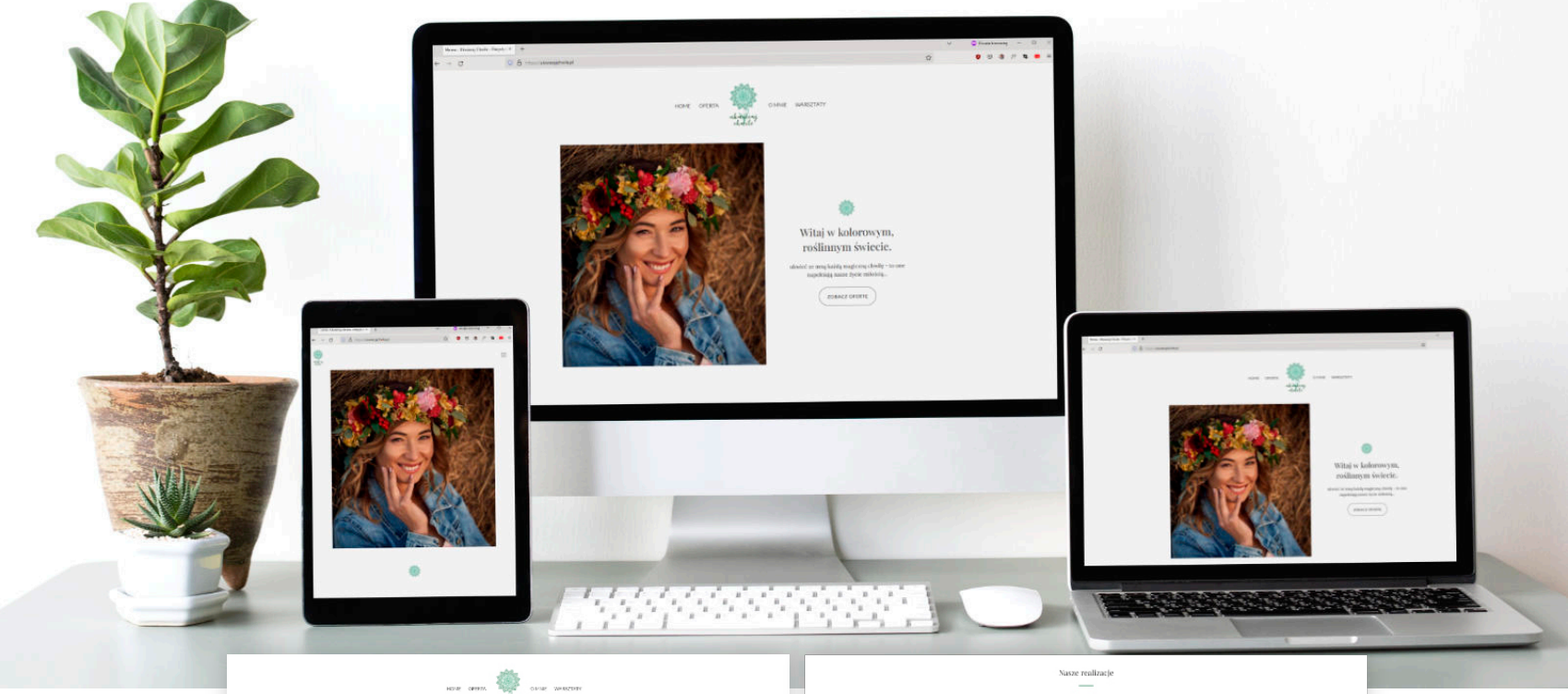
HOME OFERTA
O MNIE WARSZTATY
Witaj w kolorowym, roślinnym świecie.
ZOBACZ OFERTE

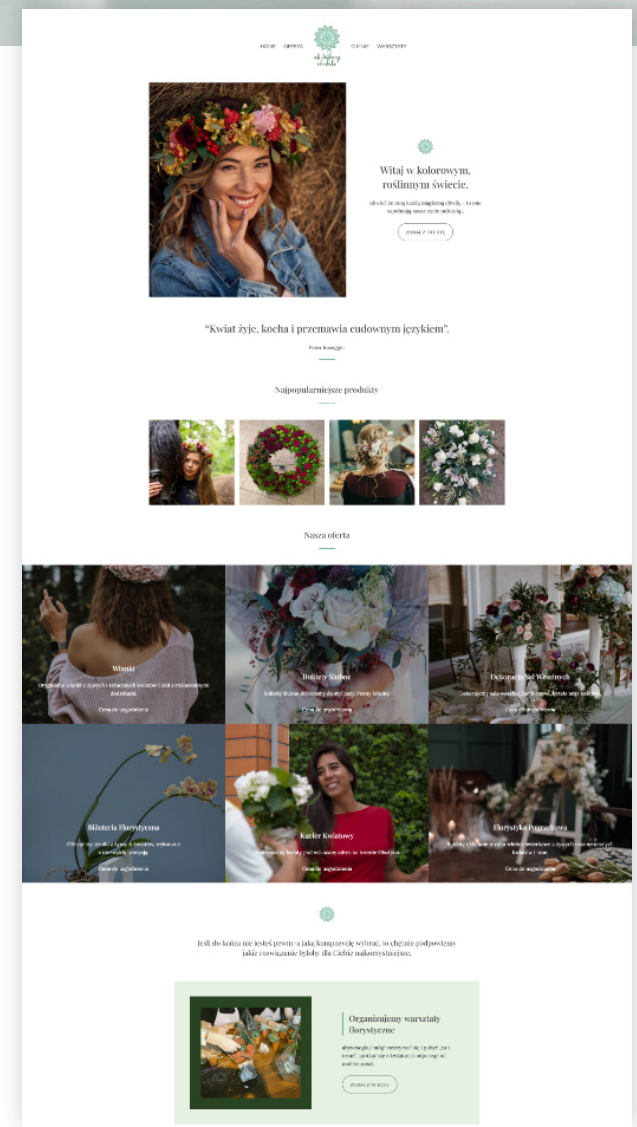
HOME OFERTA
O MNIE WARSZTATY
Witaj w kolorowym, roślinnym świecie.
"Kwiat żyje, kocha i przemawia cudownym języczkiem".
Najpopularniejsze produkty
Nasza oferta
Wianki
Bukiety Ślubne
Dekoracje Ślubne
Biżuteria Florystyczna
Kurier Kwiatowy
Florystyka Pogrzebowa
Organizujemy warsztaty florystyczne

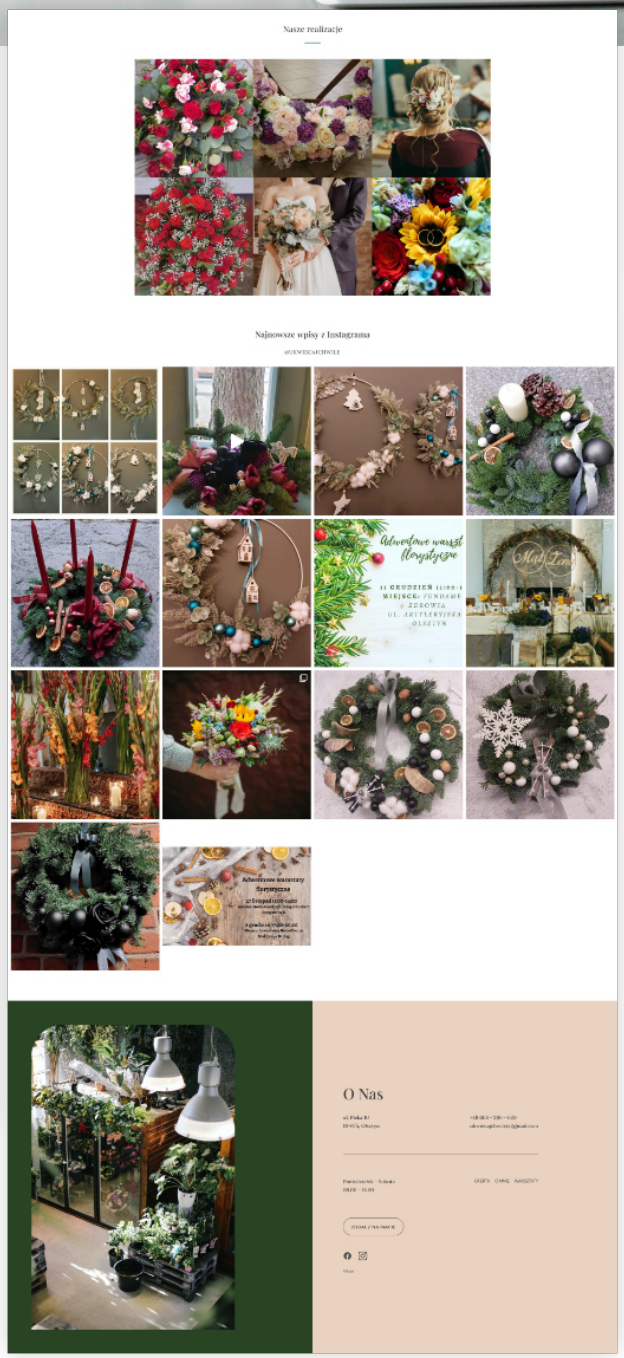
Nasze realizacje
Najnowsze wpisy z Instagrama
O Nas

SUBJECT AND SCOPE OF WORK

The project involved creating a logo and a website for a flower composition shop.

The UI design was created using Figma, the logo was designed in Affinity Designer and the website was developed using Wordpress and Oxygen Builder.

COLORS AND TYPE

Forrest Green Traditional #284423	Champagne Pink #E9D2C0	Honeydew #E6F1E4	Davys Grey #474747	White #FFFFFF

Playfair Display Medium for headings

Lora for body text.

Lorem ipsum dolor sit amet, consectetur adipiscing elit, sed do eiusmod tempor incididunt ut labore et dolore magna aliqua. Ut enim ad minim veniam, quis nostrud exercitation ullamco laboris nisi ut aliquip ex ea commodo consequat.

Lato for buttons

WEBSITE DESIGN RATIONALE

The layout is divided into sections explaining and showcasing flower compositions offered by the site's owner. It uses a lot of white space to give room to photos of flower compositions.

The colors used are shades of green to emphasize the natural aspect of the presented products. The chosen fonts create a more "natural" atmosphere while retaining legibility.

COLORS

- Cadmium Green #006C3A
- Sea Green #008D58
- Forrest Green Traditional #284423

FONT USED

Lovingly Friends Script Regular

LOGO DESIGN RATIONALE

The client wished to use a mandala combined with a flower, which constitutes the top part of the flower. The bottom part is a simple, hand-drawn stem. The text, which is the company's name, sits In the bottom foreground.

The colors used are toned down shades of green; they go well together with the subject of the logo and present a much needed contrast with the complexity of the mandala flower.

The font used, Lovingly Friends Script, thanks to its main charactersitics such as hand drawn look and a bit uneven baseline, adds a natural feel to the logo.

MONIKA NACHAJ

Personal trainer's website | Personal trainer's logo

UI Design, Logo Design, Website Development

www.monikanachaj.pl



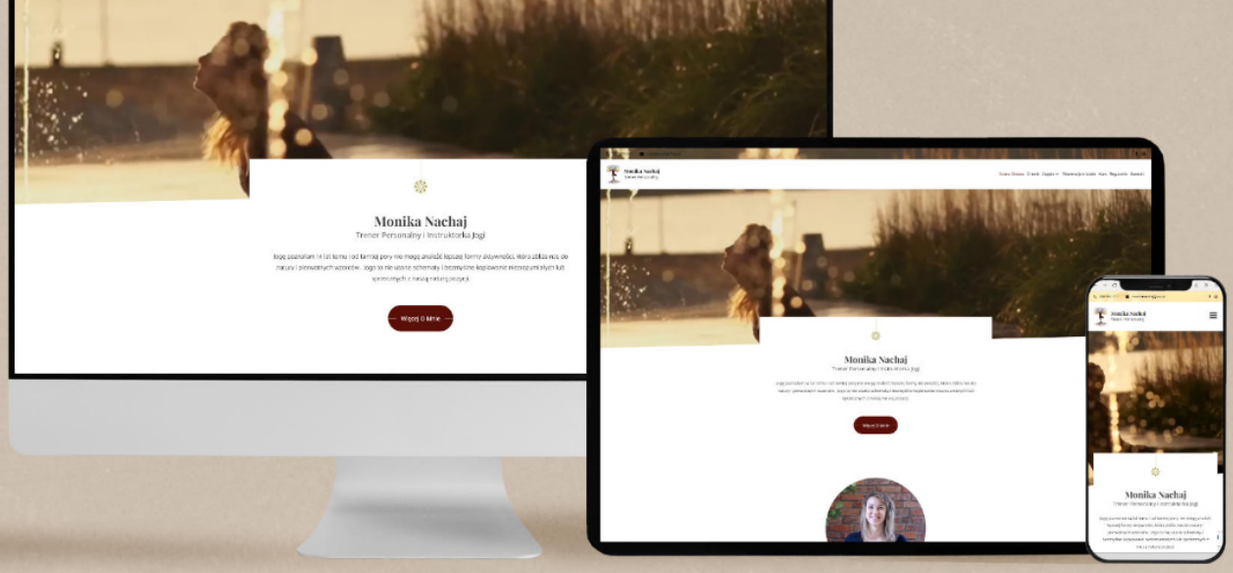
Monika Nachaj
Trener Personalny i Instruktorka Jogi
Więcej O Mnie

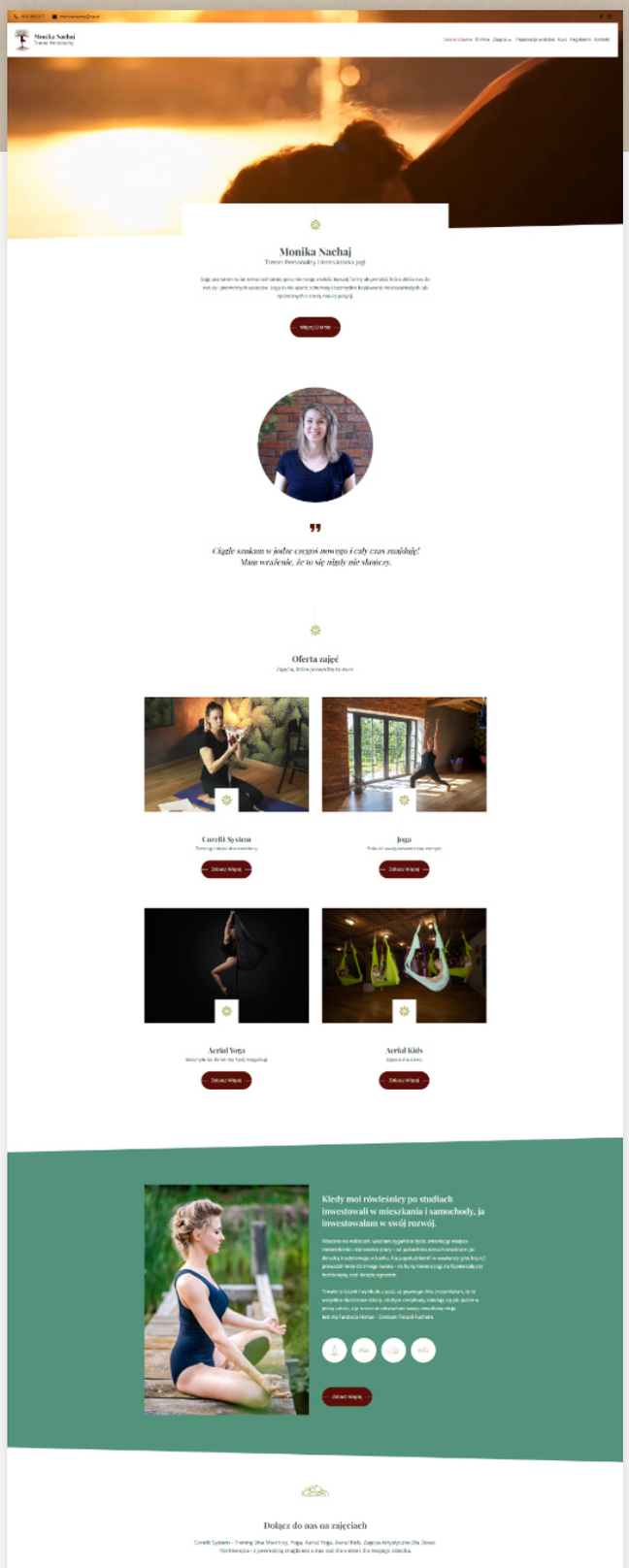
Monika Nachaj
Trener Personalny i Instruktorka Jogi
Więcej O Mnie
Ciągle szukam w jodze czegoś nowego i cały czas znajduję!
Mam wrażenie, że to się nigdy nie skończy.
Oferta zajęć
Corefit System
Joga
Aerial Yoga
Aerial Kids
Kiedy moi rówieśnicy po studiach inwestowali w mieszkania i samochody, ja inwestowałam w swój rozwój.
Dołącz do nas na zajęciach

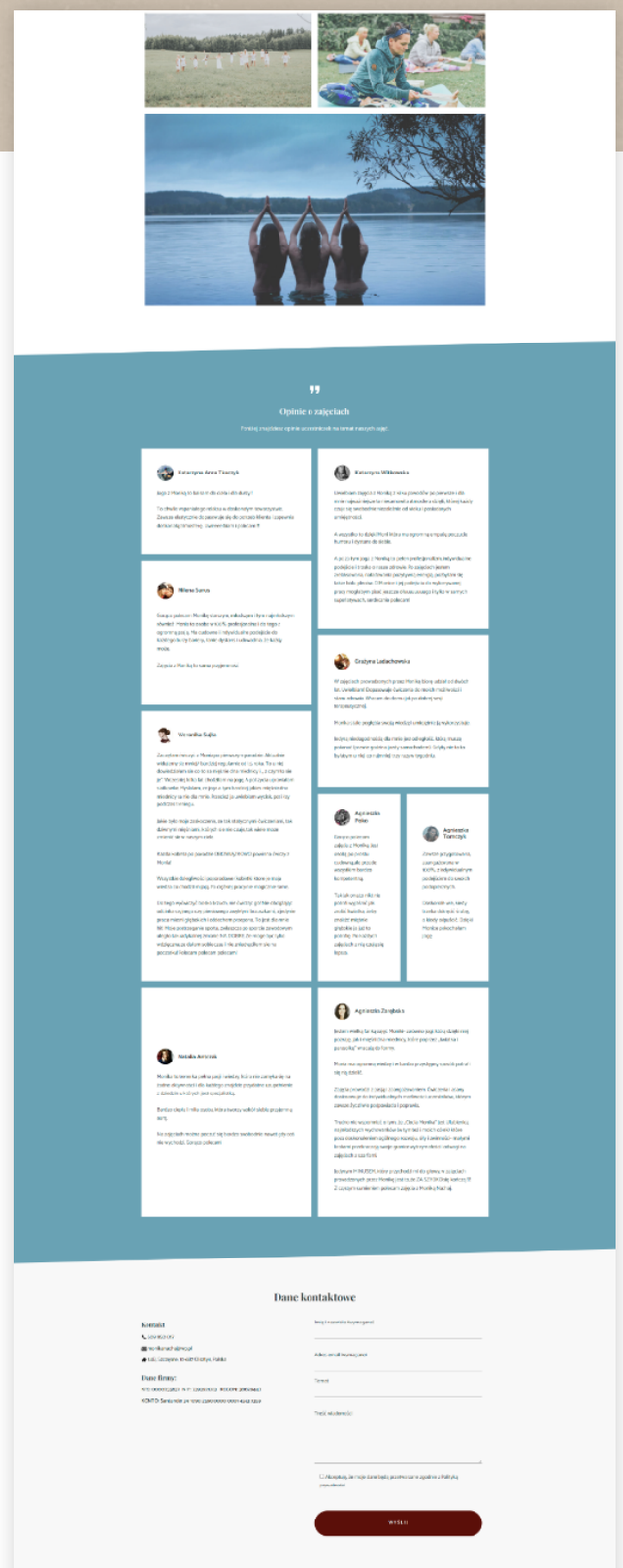
Opinie o zajęciach
Katarzyna Anna Tłaczyk
Katarzyna Wilkowska
Milena Sarus
Grażyna Ladachowska
Weronika Sajka
Agnieszka Polan
Agnieszka Tłaczyk
Natalia Antczak
Agnieszka Zaręba
Dane kontaktowe
Kontakt
Dane firmy:
WYŚLIJ

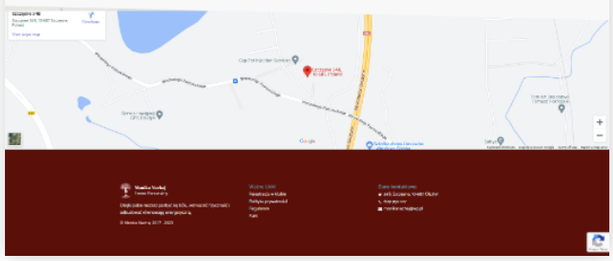

SUBJECT AND SCOPE OF WORK

The project involved creating a logo and a website for a personal trainer.

The UI and logo were created in Affinity Designer, and the website was developed using Wordpress and Oxygen Builder.

COLORS AND TYPE

Blood Red #5B0F09	Straw #D2C755	Illuminating Emerald #53937b	Maximum Blue #69A2B4	Black #000000	White #FFFFFF

Playfair Display Medium for headings

Catamaran for body text.

Lorem ipsum dolor sit amet, consectetur adipiscing elit, sed do eiusmod tempor incididunt ut labore et dolore magna aliqua. Ut enim ad minim veniam, quis nostrud exercitation ullamco laboris nisi ut aliquip ex ea commodo consequat.

Catamaran for buttons

WEBSITE DESIGN RATIONALE

The layout is divided into sections explaining and showcasing the areas of Monika's expertise in yoga. It uses generous amounts of white space and section dividers to create an illusion of dynamism and separate pieces of information.

The colors used are toned down shades of green and blue to create a more spiritual and calming atmosphere.

The chosen fonts create a more "natural" vibe while retaining legibility.

COLORS

- Blood Red #5B0F09
- Candy Apple Red #FF0700
- Bronze #CD7D02
- Orange Yellow Crayola #F5D460
- Green RYB #7DA52C
- Cyber Grape #6B4F7E
- Blue Munsell #3F8AA1
- Light Goldenrod Yellow #F4F0CA

Monika Nachaj
Trener personalny

TYPE

Playfair Display
Catamaran

LOGO DESIGN RATIONALE

Monika gives a lot of yoga classes in her garden, that's why she wanted her logo to combine nature with yoga elements.

Moreover, she wanted to use chakra colors, and there's a lot of them. Normally, using a high number of colors would be a rookie mistake, but when added as a gradient to color the leas, it finds its justification.

Ultimately, the logo combines a yoga pose with a tree, which is exactly what Monika wanted.

For the typographic part of the logo, I've decided to use the same fonts as used in the website design: Playfair Display and Catamaran.

MAGIA HIPNOZY

Blog about hypnosis and spirituality

UI Design, Website Development

www.magiahipnozy.pl

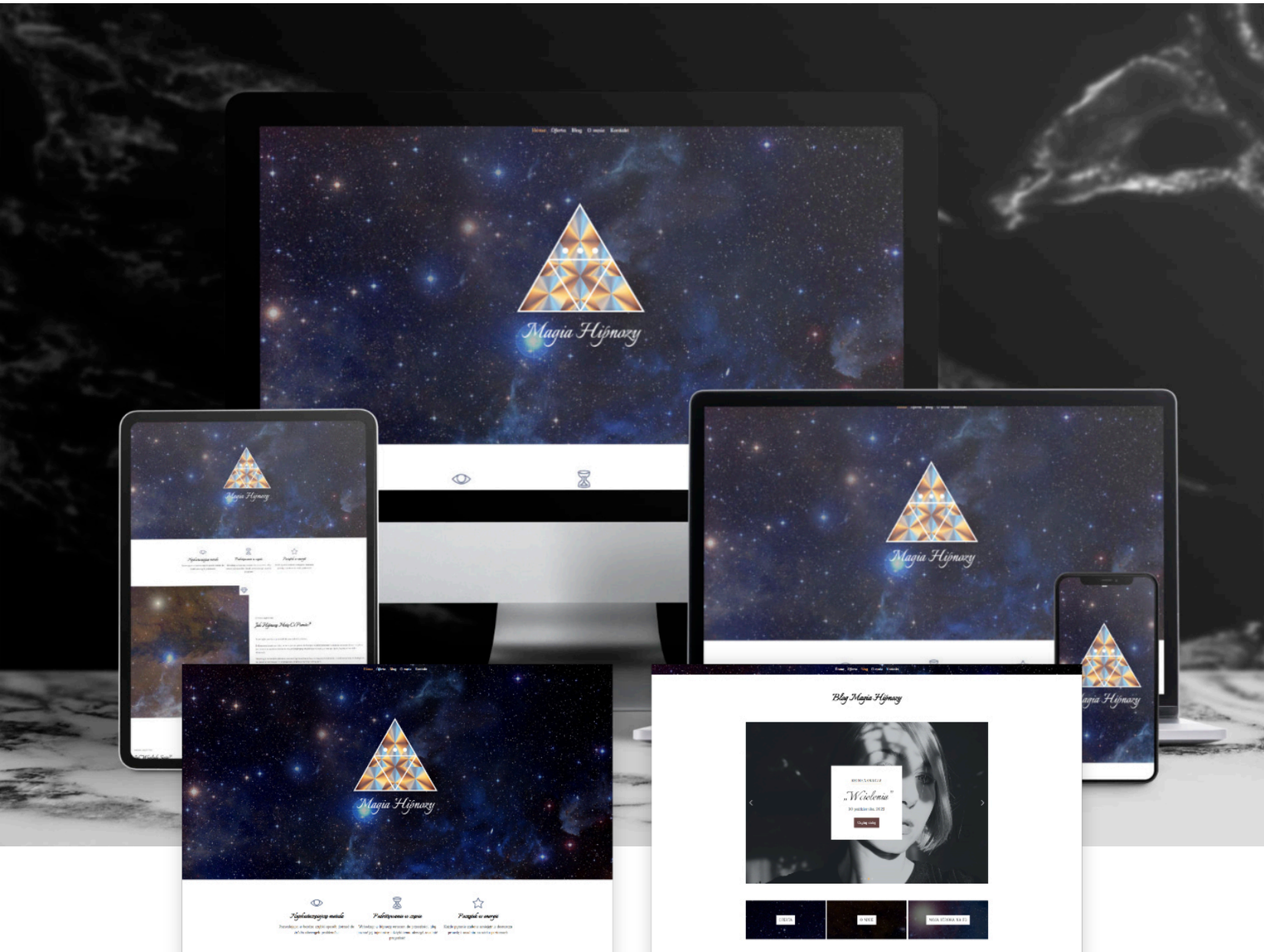

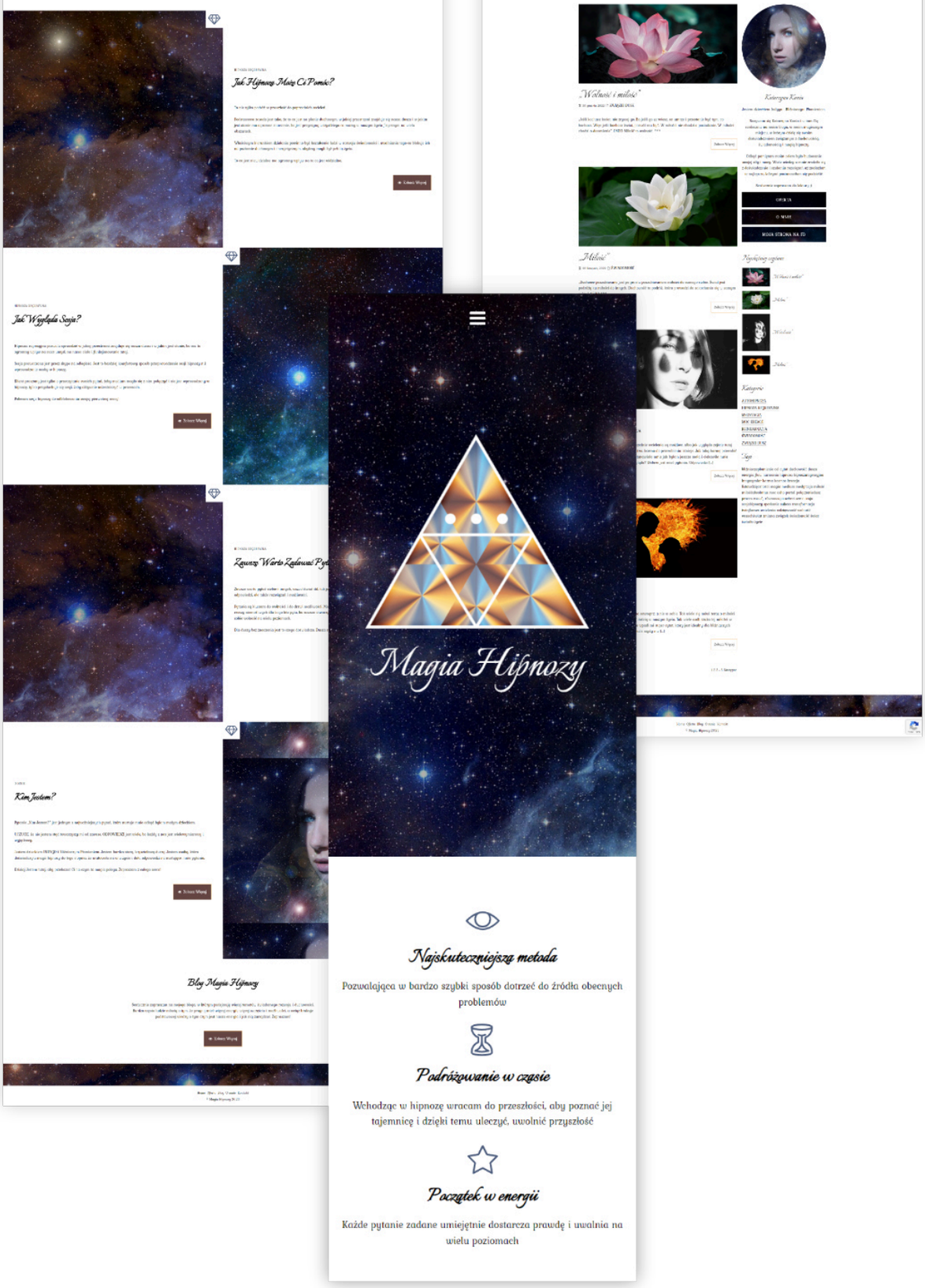

SUBJECT AND SCOPE OF WORK

The project involved creating an offer and a blog website about hypnosis and spirituality.

The UI was created in Affinity Designer, and the website was developed using Wordpress and Oxygen Builder.

COLORS AND TYPE

Sunray #EDB569	Independence #4D5D7E	Rose Ebony #654644	Black #000000	White #FFFFFF

Italianno- Regular for headings

Kurale for body text.

Lorem ipsum dolor sit amet, consectetur adipiscing elit, sed do eiusmod tempor incididunt ut labore et dolore magna aliqua. Ut enim ad minim veniam, quis nostrud exercitation ullamco laboris nisi ut aliquip ex ea commodo consequat.

Kurale for buttons

WEBSITE DESIGN RATIONALE

The layout is divided into sections that are in turn divided into generous rectangles whose backgrounds invoke a cosmic atmoshpere. The project involved creating a blog, which was supposed to avoid any flashy or unneeded elements, that might destroy the "spiritual" atmosphere of the design.

The colors used are toned down shades of yellow and brown to create a more spiritual atmosphere.

The chosen fonts, Italianno Regular and Kurale, create a more "natural" vibe while retaining legibility.

WEBSITE FOR ART

Website promoting an art project

UI Design, Logo Design, Website Development

www.websiteforart.com

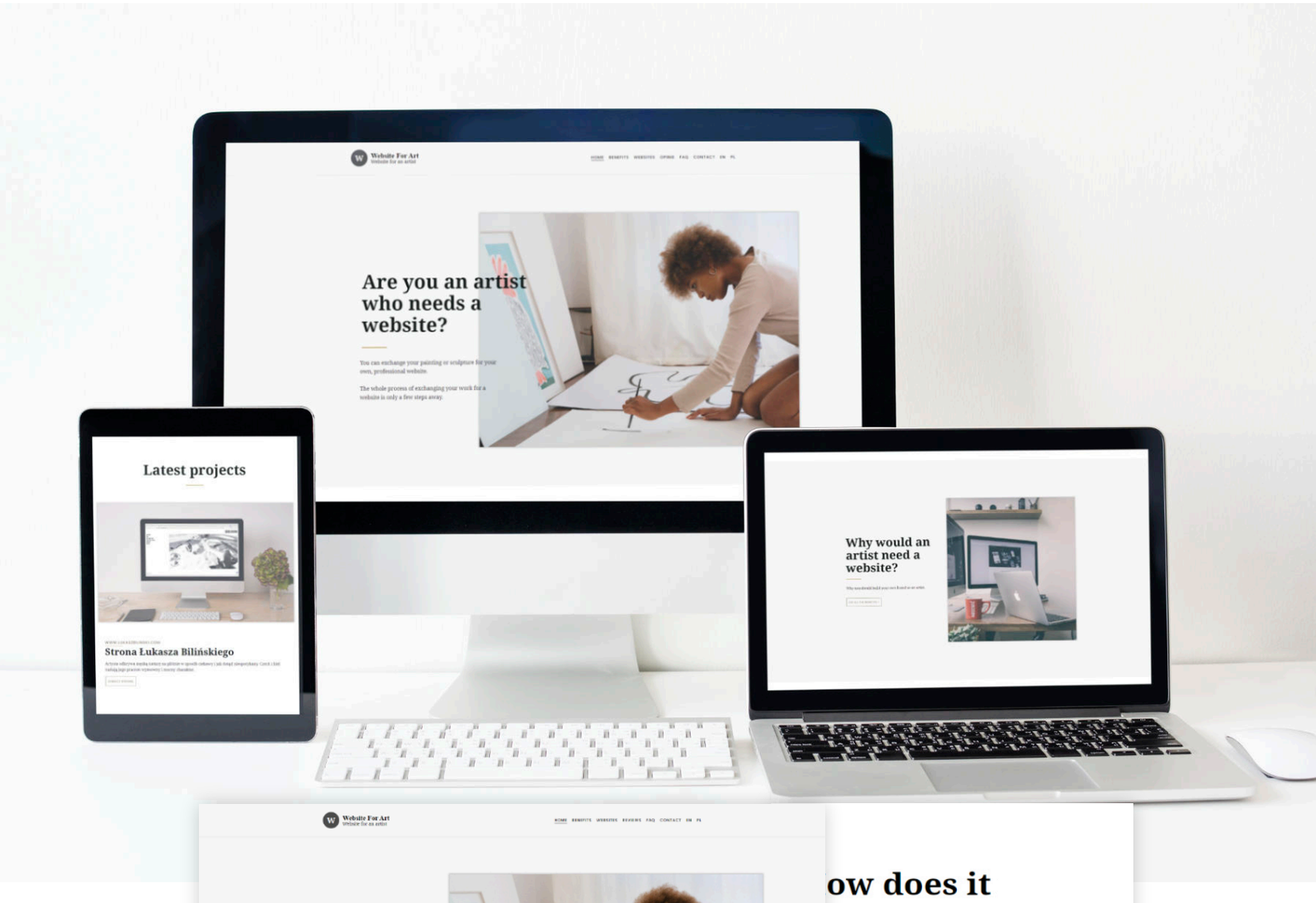

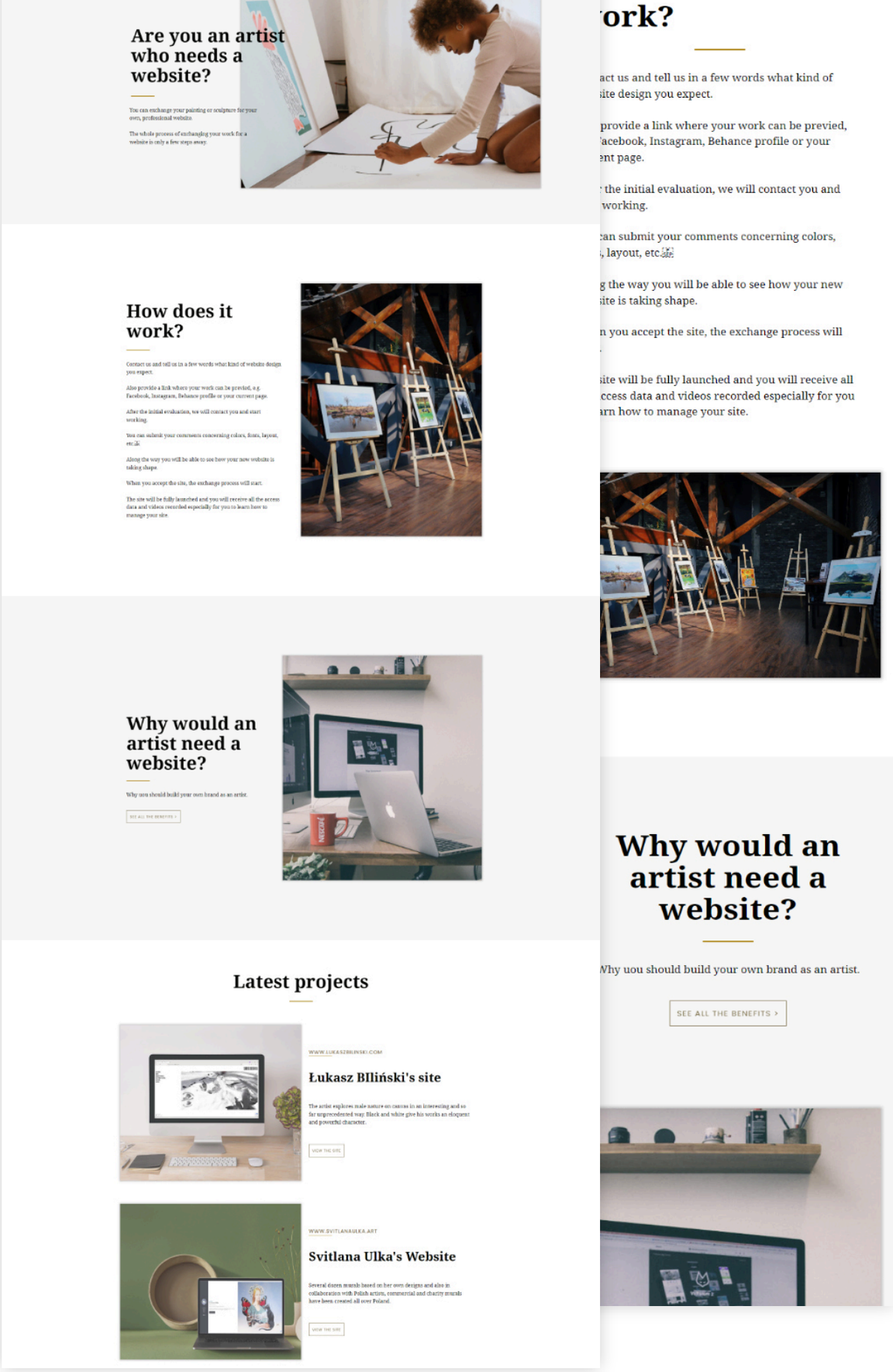

SUBJECT AND SCOPE OF WORK

This is my personal project in which I exchange websites for works of art. I contact artists who would like to exchange their paintings or sculptures for a website that would present their work.

To make the whole project more professional, I've created a website and a logo using Affiinity Designer, Wordpress and Oxygen Builder.

COLORS AND TYPE

Cultured	Gold	Black	White
#F7F7F7	#AA7E05	#000000	#FFFFFF

Noto Serif for headings

Noto Serif Regular for body text.

Lorem ipsum dolor sit amet, consectetur adipiscing elit, sed do eiusmod tempor incididunt ut labore et dolore magna aliqua. Ut enim ad minim veniam, quis nostrud exercitation ullamco laboris nisi ut aliquip ex ea commodo consequat.

Noto Serif for buttons

WEBSITE DESIGN RATIONALE

I wanted to create a simple, yet eye-catchy layout to strike a balance between emphasizing the artists' websites and information about the project. I've decided to use bold imagery and typography while keeping the color palette limited to only two accenting colors: light grey and gold.

The chosen font, Noto Serif, in my opinion is readable and creates a more "art gallery" experience.

COLORS

- Davys Grey #4C4C4C
- Cultured #F7F7f7
- Black #000000
- White #FFFFFF

W

Website For Art

Website For an Artist

W

TYPE

Playfair Display Bold

Noto Serif Regular

LOGO DESIGN RATIONALE

Since it is the artits' websites and their works that are the most important part of the whole project, I wanted to make the logo subtle and toned down. That's why it comprises only of a lower case letter "w" and the text. Only the symbol is used in the sticky version of the header.

The logo, just like the whole website, uses the Noto Serif font in bold and regular.

WEBSITES EXAMPLES

Generally the artists have very strong visions as to what their websites should look like. Most of the time my input, apart from developing the sites of course, is to guide them as to what will work and what will not in terms of UX.

Here are some examples of websites that I've created for artists.



MARTYNA CZECH

www.martynaczech.com

MICHAŁ WĘGRZYN

www.demenz.pl

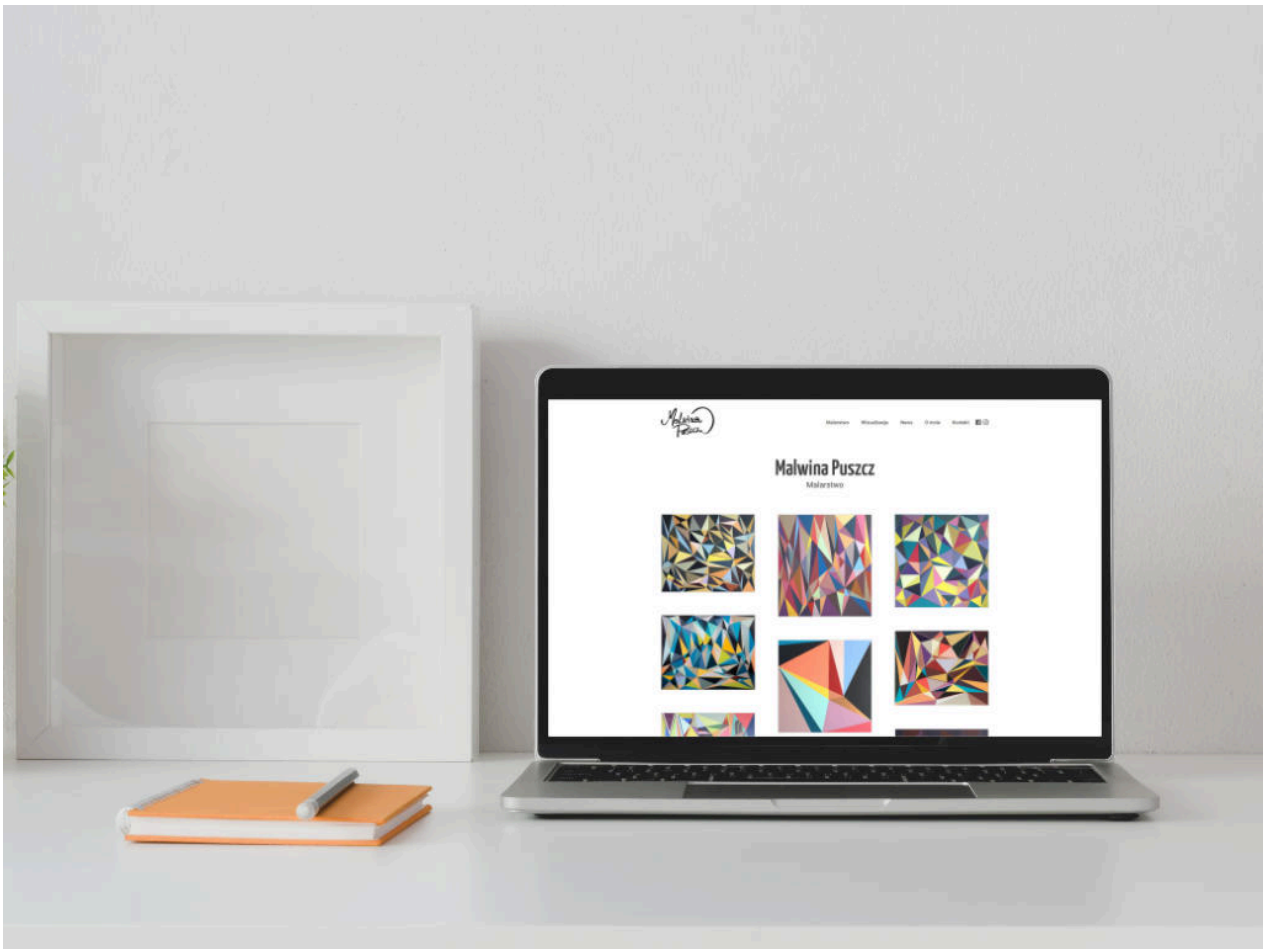

MALWINA PUSZCZ

www.malwinapuszcz.pl

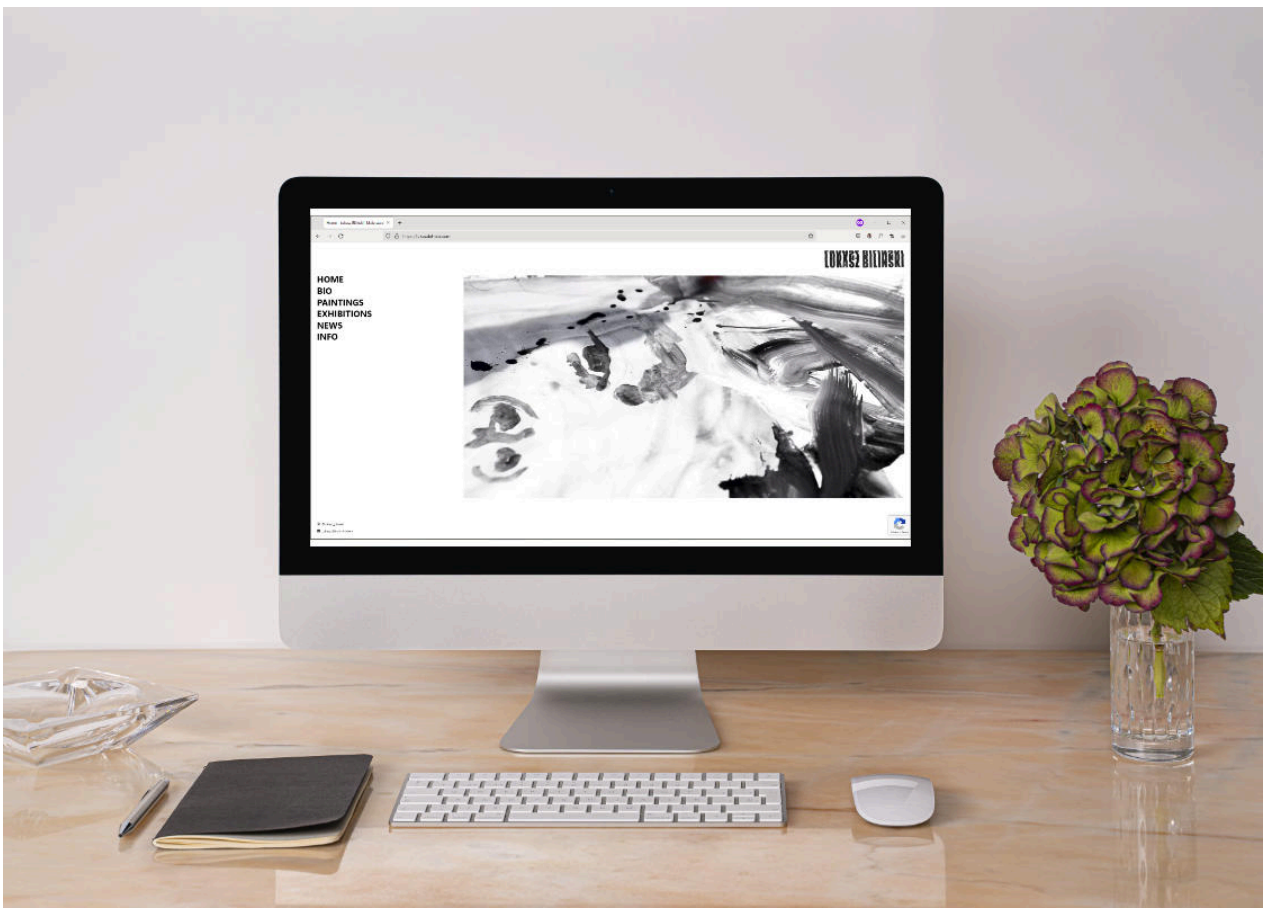

ŁUKASZ BILIŃSKI

www.lukaszbilinski.com

THANKS FOR READING AND WATCHING!

You can reach me at dawid.tuminski@gmail.com or hello@dawidtuminski.com

- www.dawidtuminski.com
- fb.com/DawidTuminskiDotCom/
- instagram.com/dawid_tuminski/
- youtube.com/@DawidTuminskiDesignTutorials